




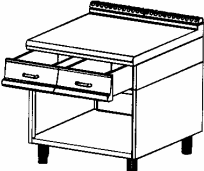




900 INNO LINE BAIN MARIE'S - WERKUNITS

	Code	Omschrijving	Afm. in cm. BxDxH	kW/V	EUR
	Gas				
	92/04CBG	1/2 + 2/3 GN	40x90x90	3,5/gas	2.276,--
	94/04CBG	2 x 1/1 + 2 x 1/3 GN	80x90x90	6,8/gas	2.862,--
92/04CBG	Elektrisch				
	92/04CBE	1/2 + 2/3 GN	40x90x90	2,2/230	2.245,--
	94/04CBE	2 x 1/1 + 2 x 1/3 GN	80x90x90	4,4/400	2.838,--
94/04CBG		De bain marie's zijn voorzien van vulkraan en vaste afvoer en bodemrooster. De prijzen zijn exclusief inzetpannen.			
		<u>WERKUNITS</u>			
	91/04EN		20x90x90		892,--
	92/04EN		40x90x90		1.025,--
	94/04EN		80x90x90		1.326,--
	92/04ENC	met lade	40x90x90		1.356,--
	94/04ENC	met 2 laden	80x90x90		1.816,--

Voor details zie foto's blz. 46.